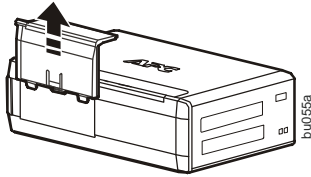



## Installation Guide Smart-UPS® / Back-UPS® APCRBC123/123J/124/124J/132/133/133J/144

### Back-UPS APCRBC123/APCRBC123J/APCRBC124/ APCRBC124J/APCRBC144

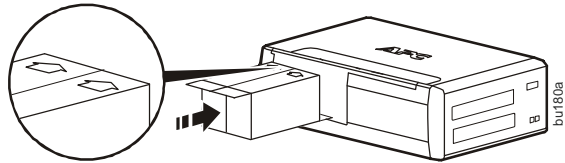
1



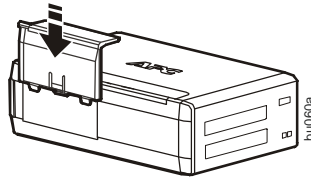
2



3




4

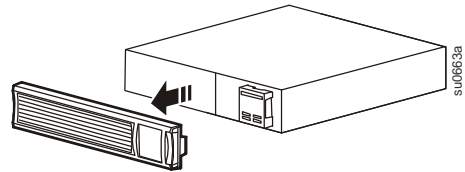


### Smart-UPS APCRBC123/APCRBC124

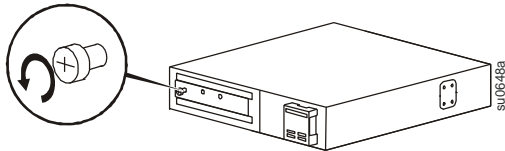
1



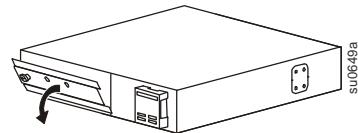
2



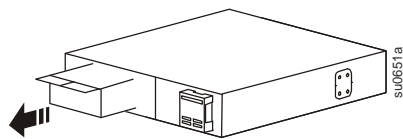
3



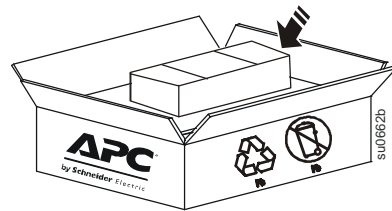
4



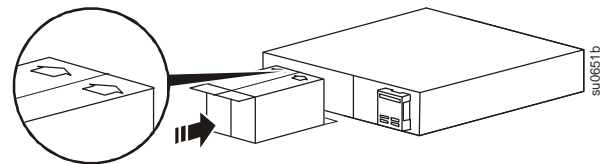
5



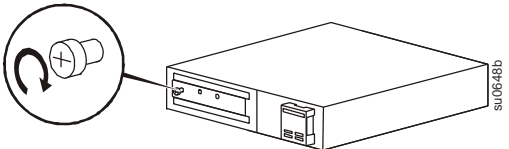
6



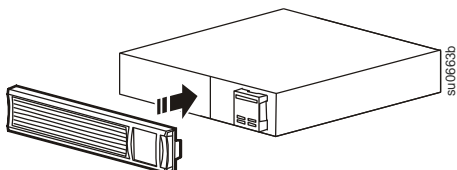
7



8

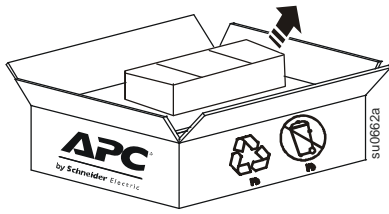


9

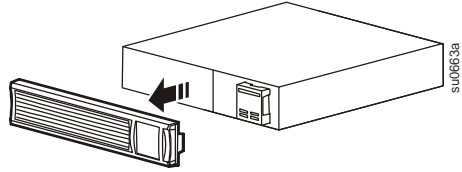


# Smart-UPS APCRBC132/APCRBC133/APCRBC133J

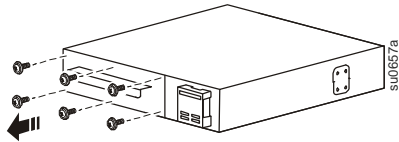
1



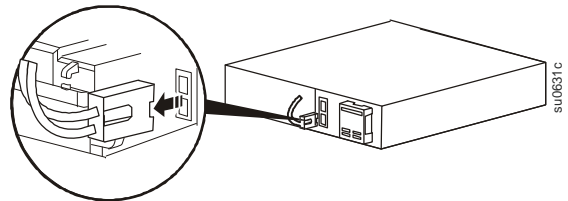
2



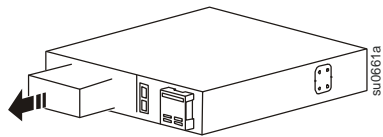
3



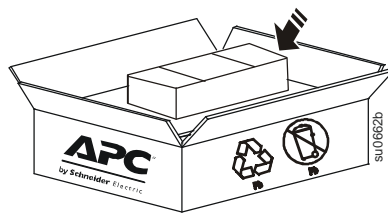
4



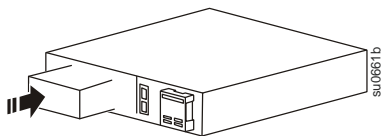
5



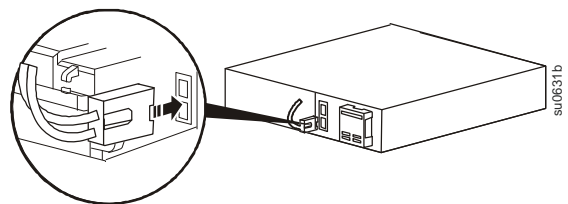
6



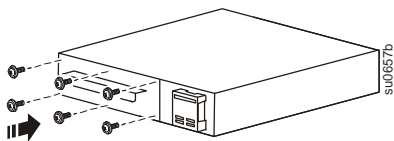
7



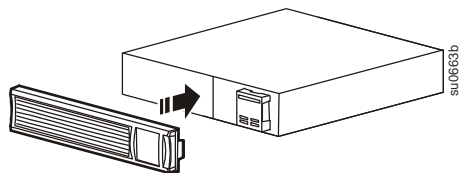
8



9



10



Customer support and warranty information is available at the APC Web site, [www.apc.com](http://www.apc.com).

© 2011 APC by Schneider Electric. APC, the APC logo, Back-UPS, and Smart-UPS are owned by Schneider Electric Industries S.A.S., American Power Conversion Corporation, or their affiliated companies. All other trademarks are property of their respective owners.

990-3893C  
12/2011